

The background of the slide is a Cosmic Microwave Background (CMB) fluctuation map. It shows a complex, grainy pattern of temperature variations across the sky, with colors ranging from dark blue (cooler) to red and yellow (warmer). The fluctuations are distributed in a non-uniform, random-like pattern, characteristic of the early universe's density perturbations.

Neutrinos and Cosmology

NOW 2010, Conca-Specchiulla September 7th 2010

Alessandro Melchiorri
Universita' di Roma, "La Sapienza"

New WMAP results from 7 years of observations

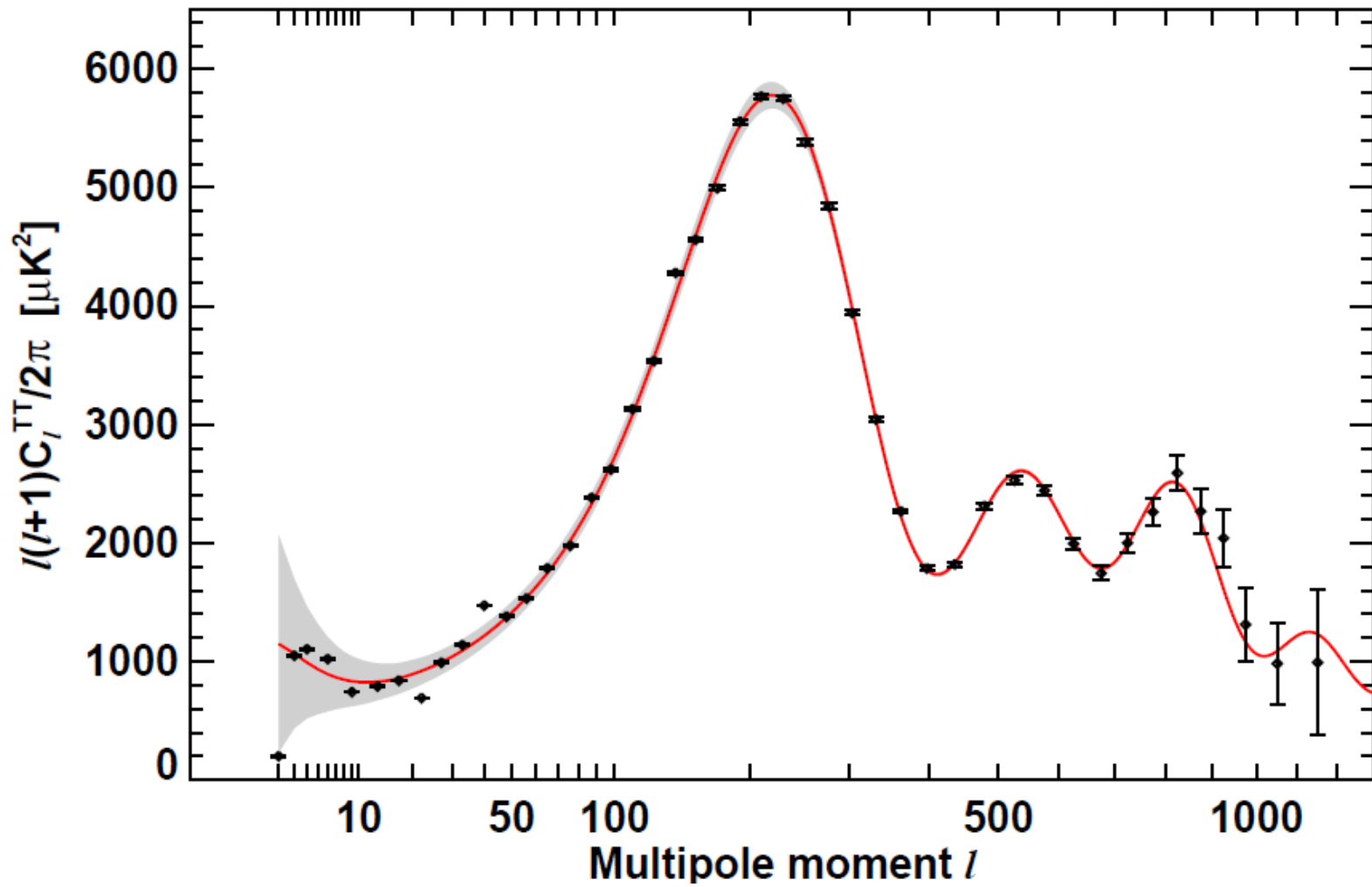
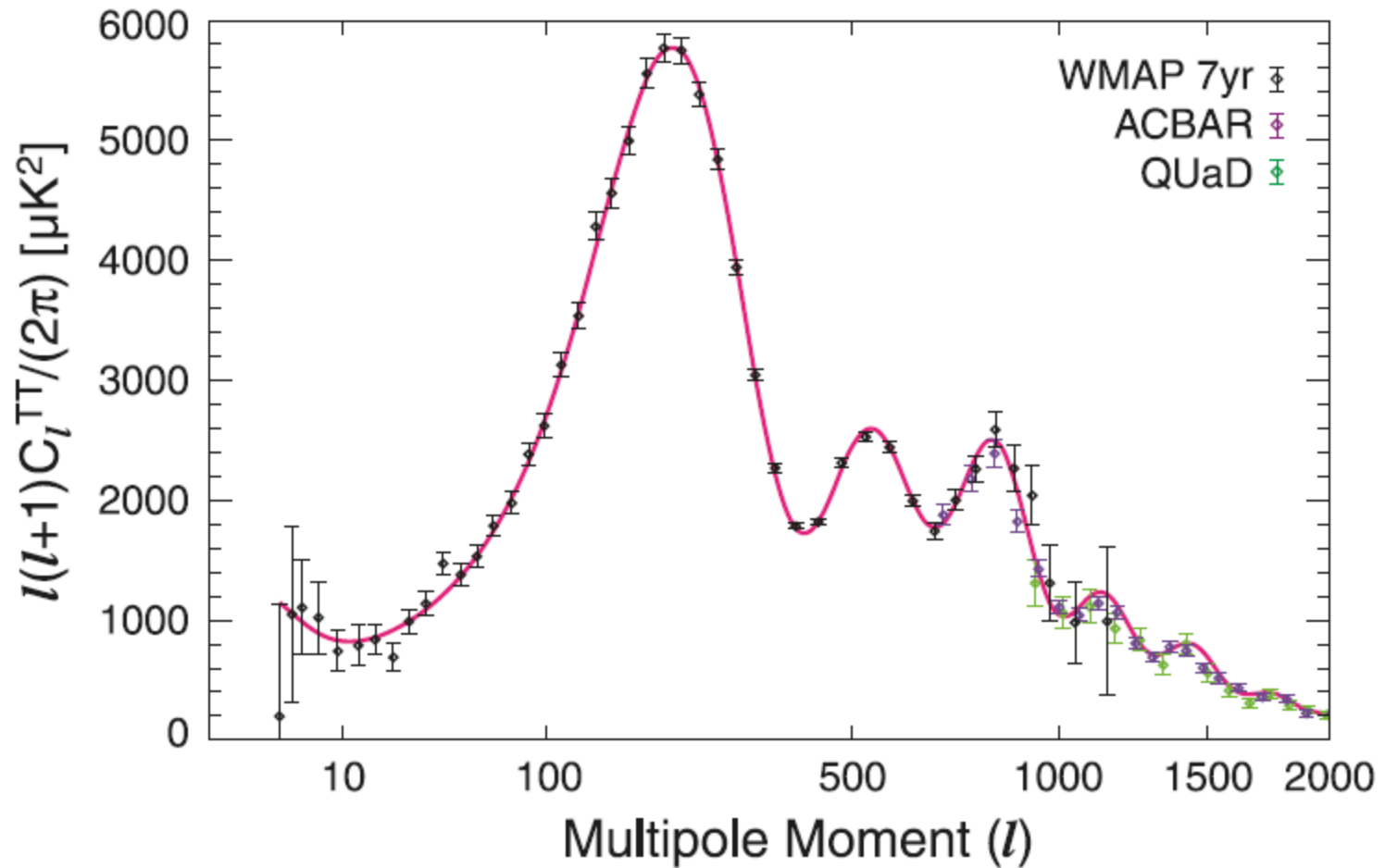


Table 3
Six-Parameter Λ CDM Fit ^a

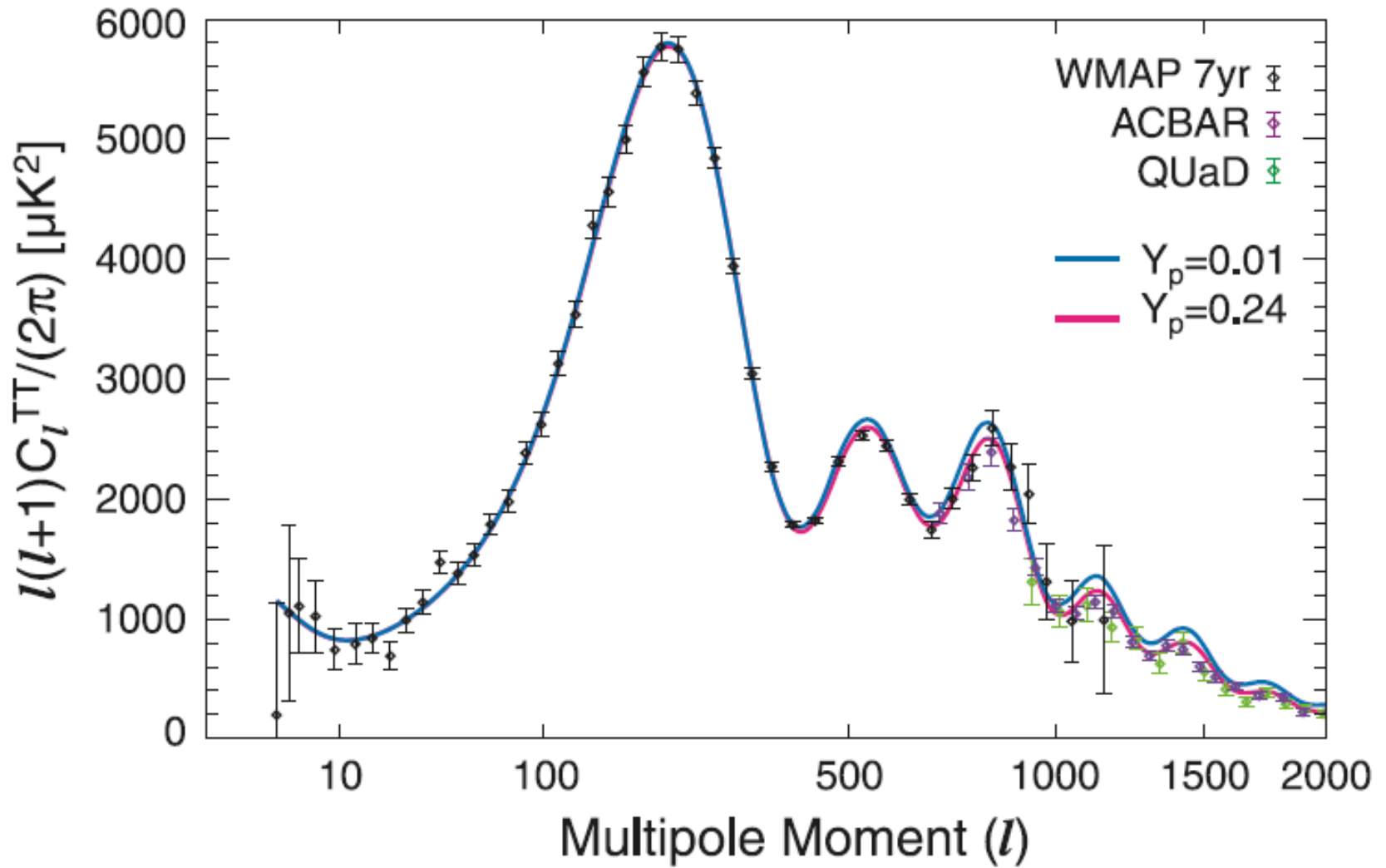
Parameter	7-year Fit	5-year Fit
Fit parameters		
$10^2\Omega_b h^2$	$2.258^{+0.057}_{-0.056}$	2.273 ± 0.062
$\Omega_c h^2$	0.1109 ± 0.0056	0.1099 ± 0.0062
Ω_Λ	0.734 ± 0.029	0.742 ± 0.030
$\Delta_{\mathcal{R}}^2$	$(2.43 \pm 0.11) \times 10^{-9}$	$(2.41 \pm 0.11) \times 10^{-9}$
n_s	0.963 ± 0.014	$0.963^{+0.014}_{-0.015}$
τ	0.088 ± 0.015	0.087 ± 0.017
Derived parameters		
t_0	13.75 ± 0.13 Gyr	13.69 ± 0.13 Gyr
H_0	71.0 ± 2.5 km/s/Mpc	$71.9^{+2.6}_{-2.7}$ km/s/Mpc
σ_8	0.801 ± 0.030	0.796 ± 0.036
Ω_b	0.0449 ± 0.0028	0.0441 ± 0.0030
Ω_c	0.222 ± 0.026	0.214 ± 0.027
z_{eq}	3196^{+134}_{-133}	3176^{+151}_{-150}
z_{reion}	10.5 ± 1.2	11.0 ± 1.4

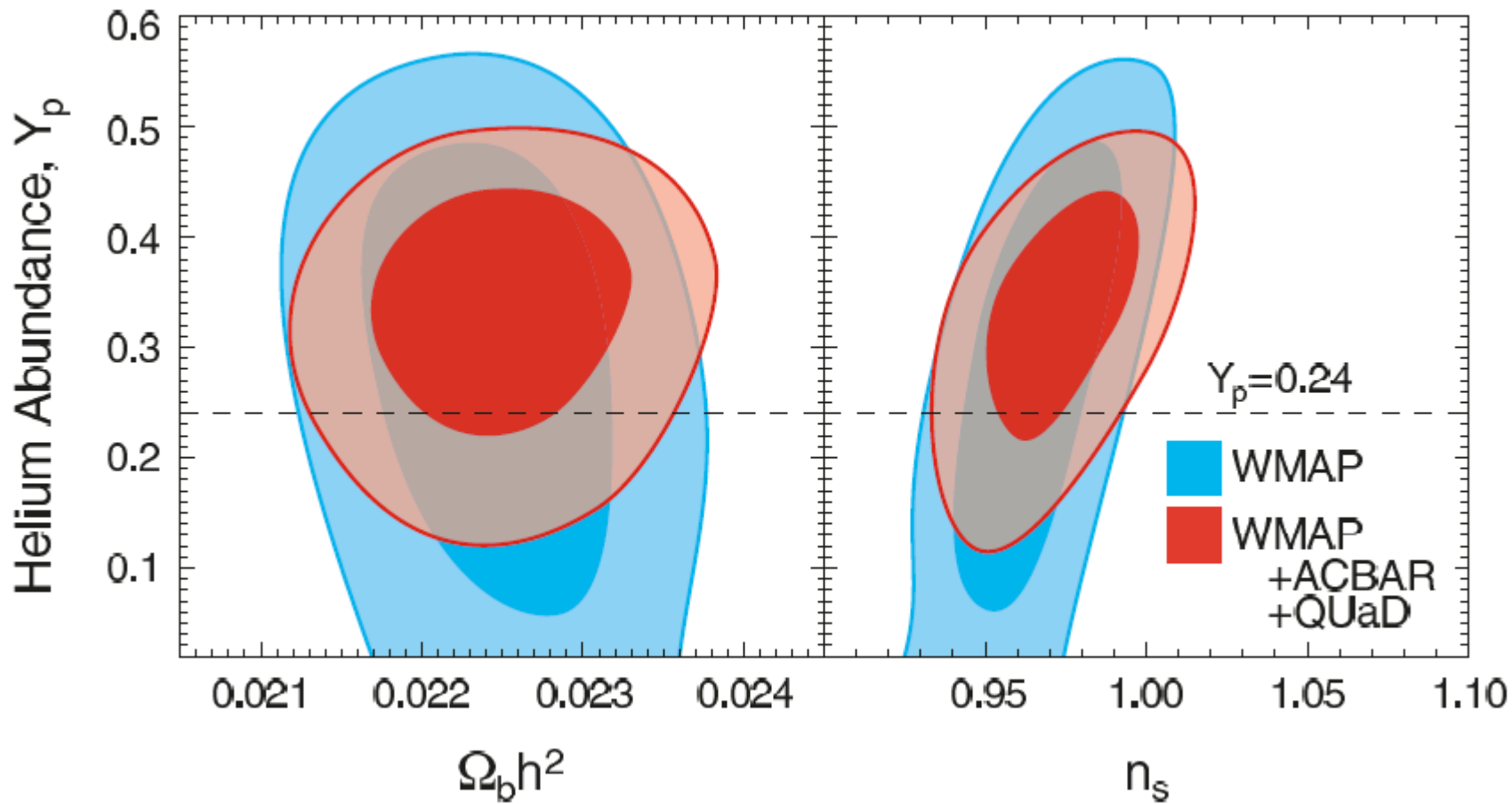


New Measurements, More Parameters !

- Neutrino masses Σm_ν
- Neutrino effective number N_ν^{eff}
- Primordial Helium Y_P

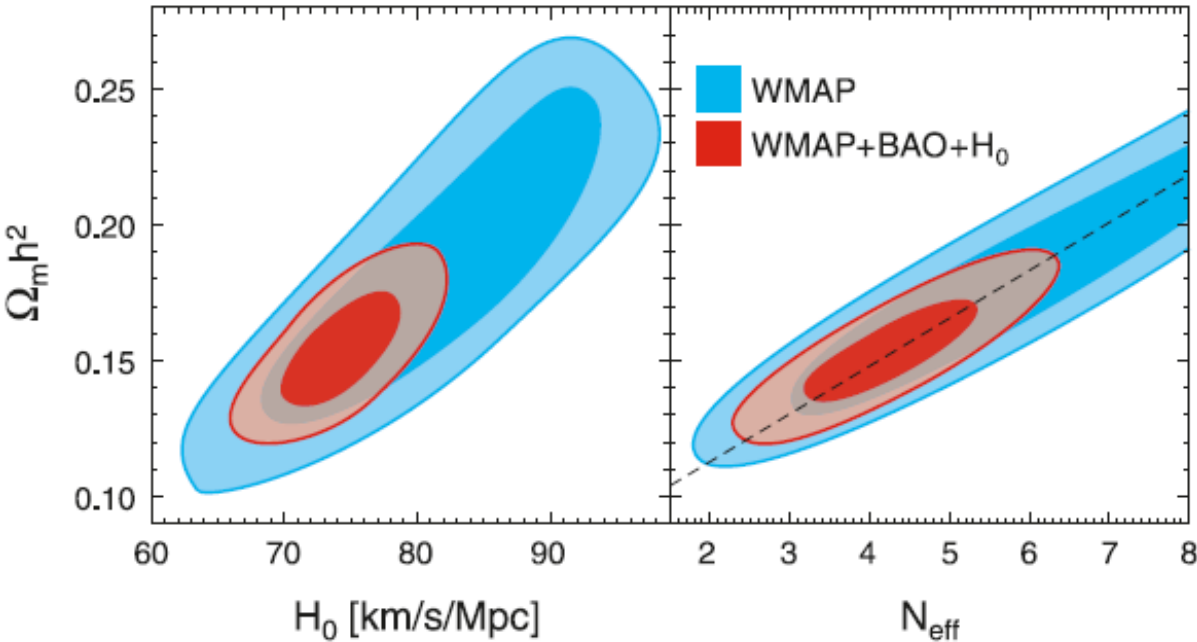
Small scale CMB can probe Helium abundance at recombination.



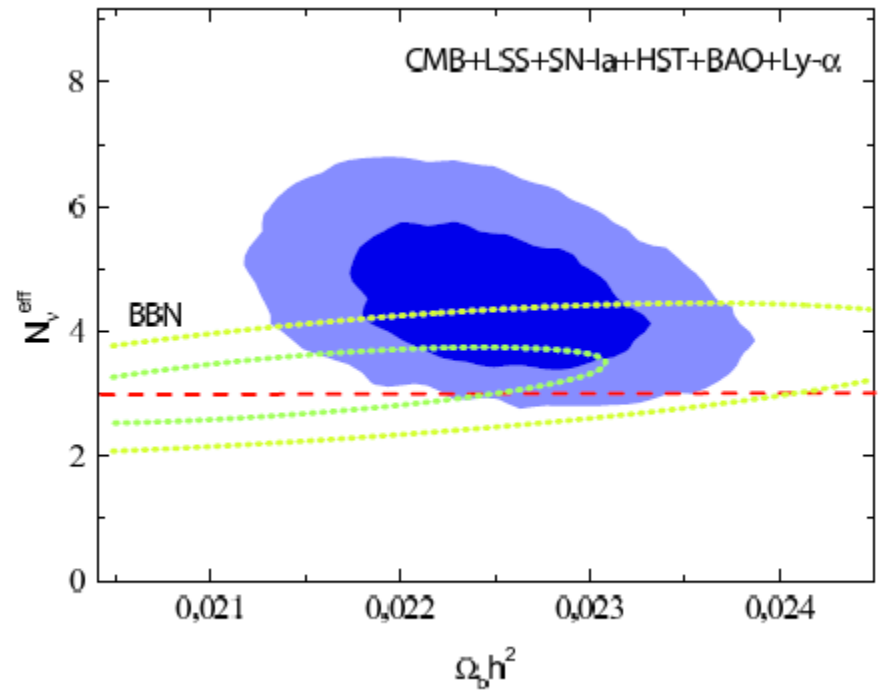
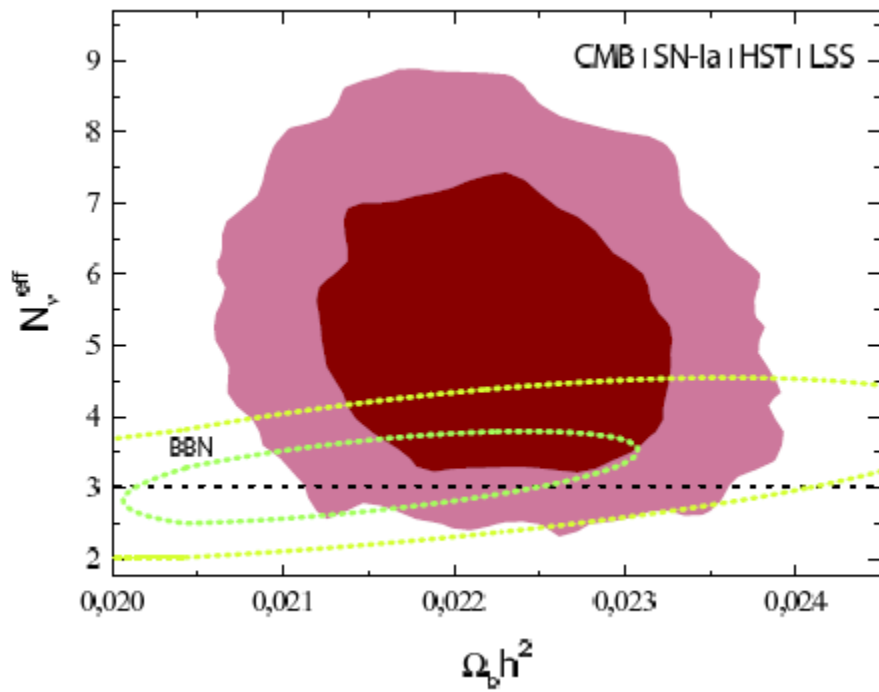


	WMAP only	WMAP+ACBAR+QUaD
Y_p	< 0.51 (95% CL)	$Y_p = 0.326 \pm 0.075$ (68% CL) ^b

Neutrino background.
 Changes early ISW.
 Hint for $N > 3$?



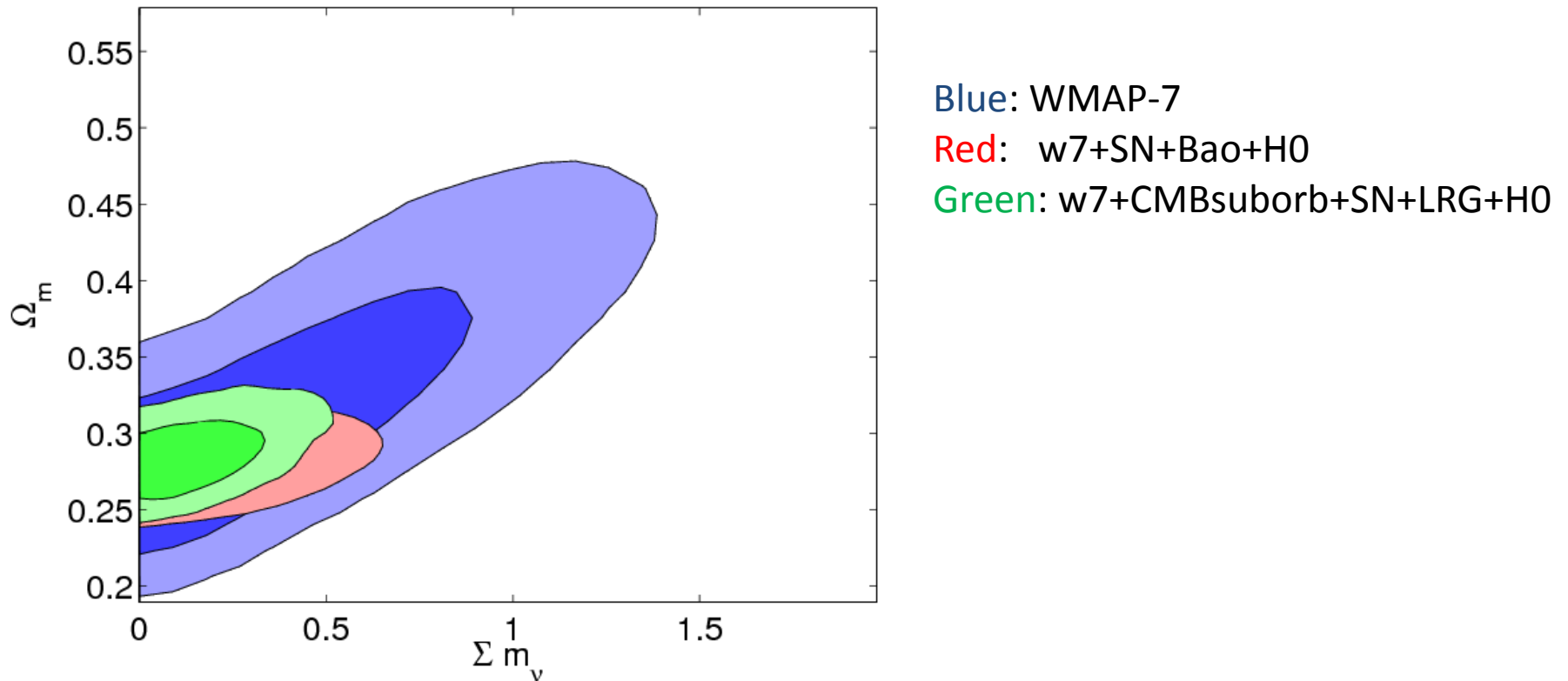
Parameter	Year	WMAP only	WMAP+BAO+SN+HST	WMAP+BAO+ H_0	WMAP+LRG+ H_0
z_{eq}	5-year	3141^{+154}_{-157}	3240^{+99}_{-97}		
	7-year	3145^{+140}_{-139}		3209^{+85}_{-89}	3240 ± 90
$\Omega_m h^2$	5-year	$0.178^{+0.044}_{-0.041}$	0.160 ± 0.025		
	7-year	$0.184^{+0.041}_{-0.038}$		0.157 ± 0.016	$0.157^{+0.013}_{-0.014}$
N_{eff}	5-year	> 2.3 (95% CL)	4.4 ± 1.5		
	7-year	> 2.7 (95% CL)		$4.34^{+0.86}_{-0.88}$	$4.25^{+0.76}_{-0.80}$



[Gianpiero Mangano](#), [Alessandro Melchiorri](#), [Olga Mena](#), [Gennaro Miele](#), [Anze Slosar](#)

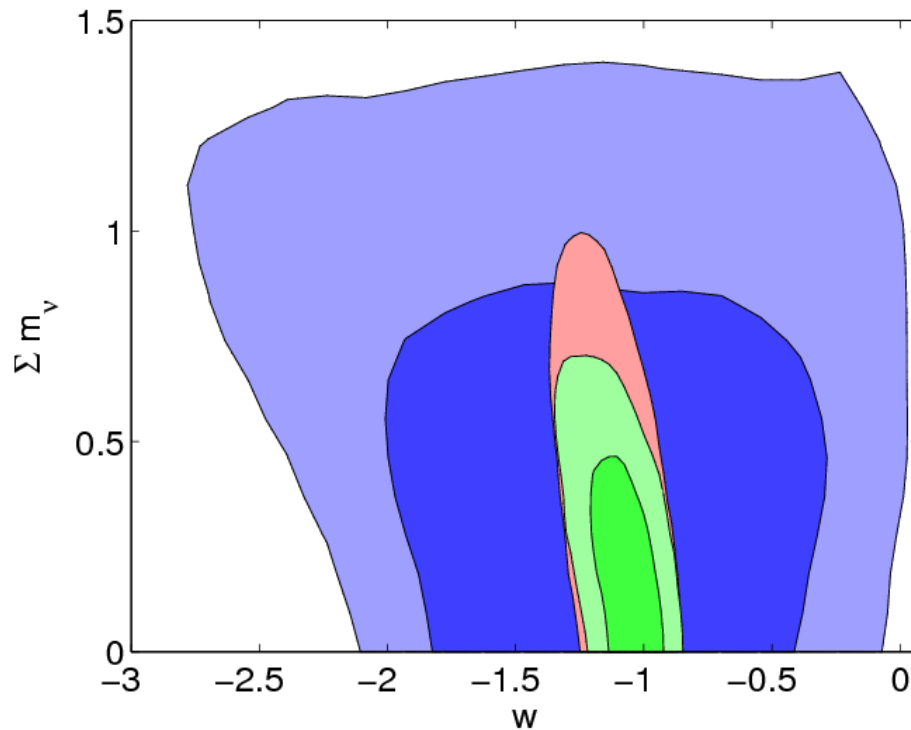
Journal-ref: JCAP0703:006,2007

Current constraints on neutrino mass from Cosmology (Fogli et al, 2010 in preparation).



(Plot made by Luca Pagano)

Current constraints on neutrino mass from Cosmology (Fogli et al, 2010 in preparation).



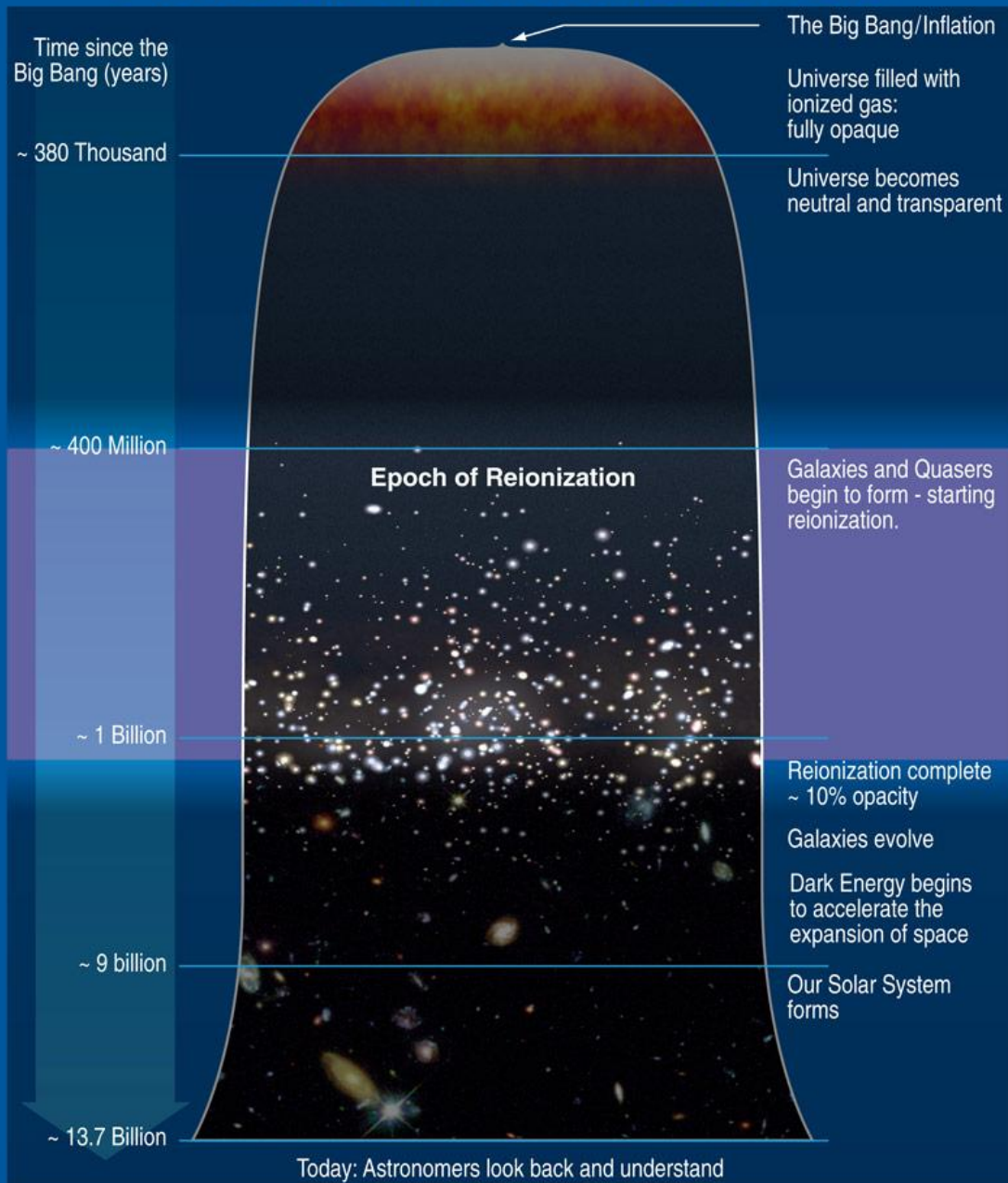
Blue: WMAP-7

Red: w7+SN+Bao+H0

Green: w7+CMBsuborb+SN+LRG+H0

(Plot made by Luca Pagano)

First Stars and Reionization Era

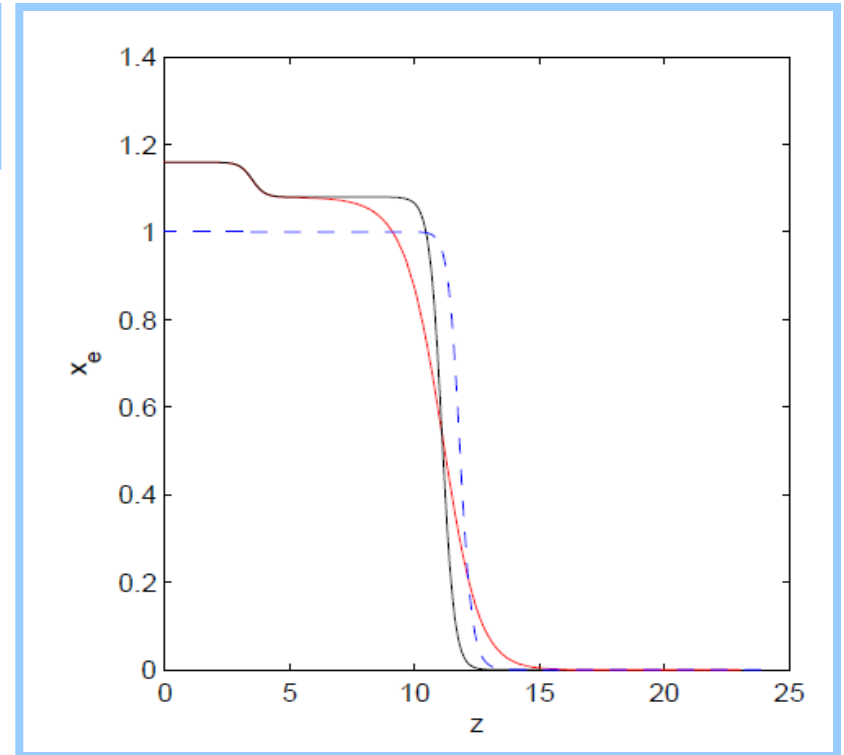


Sudden Reionization

$$y(z_{re}) = (1 + z_{re})^{3/2}$$

$$x_e(y) = \frac{f}{2} \left[1 + \tanh \left(\frac{y - y(z_{re})}{\Delta y} \right) \right]$$

CAMB Notes, Antony Lewis



As we don't know precisely the details of the reionization history we should consider more general reionization scenarios

MH's Reionization

Following Mortonson & Hu we can parametrize the reionization history as a free function of the redshift by decomposing the free electron fraction as

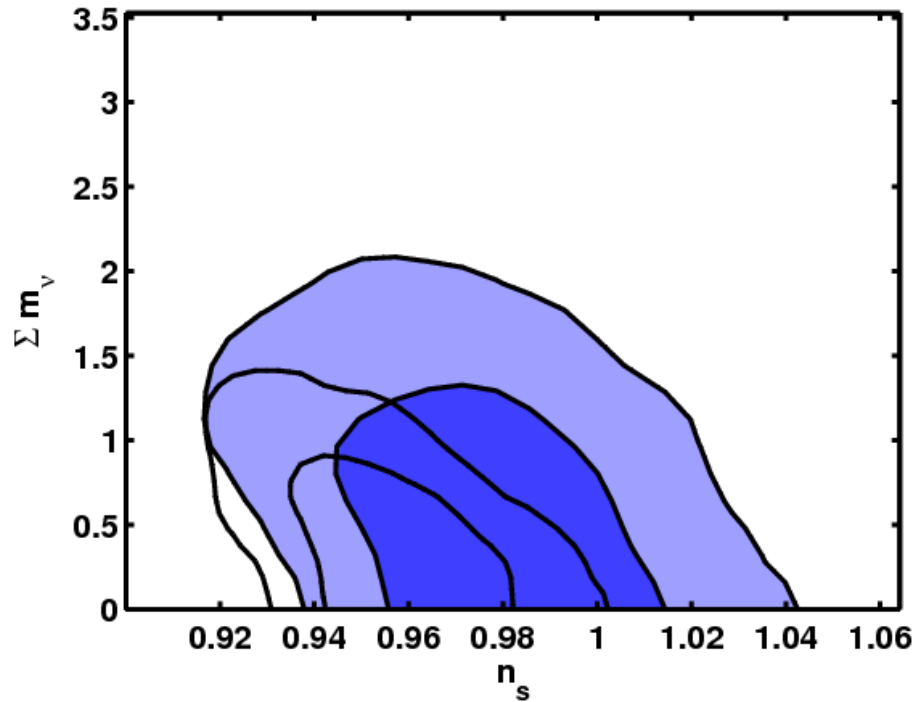
$$x_e(z) = x_e^f(z) + \sum_{\mu} m_{\mu} S_{\mu}(z)$$

- The principal components $S_{\mu}(z)$ are the eigenfunctions of the Fisher matrix of an ideal, cosmic variance limited, experiment.

$$F_{ij} = \sum_{\ell=2}^{\ell_{\max}} \left(\ell + \frac{1}{2} \right) \frac{\partial \ln C_{\ell}^{EE}}{\partial x_e(z_i)} \frac{\partial \ln C_{\ell}^{EE}}{\partial x_e(z_j)} \quad F_{ij} = (N_z + 1)^{-2} \sum_{\mu=1}^{N_z} S_{\mu}(z_i) \sigma_{\mu}^{-2} S_{\mu}(z_j)$$

- m_{μ} are the amplitudes of the $S_{\mu}(z)$
- $x_e^{\text{fid}}(z)$ is the WMAP fiducial model at which the FM is computed

Impact of generalized reionization on CMB constraints on Neutrino Mass




Parameter	WMAP7 (Sudden Reionization)	WMAP7 (MH Reionization)
$\Omega_b h^2$	$0.0221^{+0.0012}_{-0.0012}$	$0.0226^{+0.0015}_{-0.0014}$
$\Omega_c h^2$	$0.117^{+0.013}_{-0.013}$	$0.115^{+0.017}_{-0.017}$
θ_s	$1.038^{+0.005}_{-0.005}$	$1.039^{+0.006}_{-0.005}$
n	$0.955^{+0.032}_{-0.033}$	$0.975^{+0.0448}_{-0.0434}$
H_0	$65.7^{+7.6}_{-8.2}$	$66.0^{+10.2}_{-9.0}$
Ω_Λ	$0.674^{+0.091}_{-0.134}$	$0.675^{+0.112}_{-0.148}$
Σm_ν	$< 1.15\text{eV}$	$< 1.66\text{eV}$

Archidiacono, Cooray, Melchiorri, Pandolfi, 2010, PRD

Planck
Satellite launch
14/5/2009



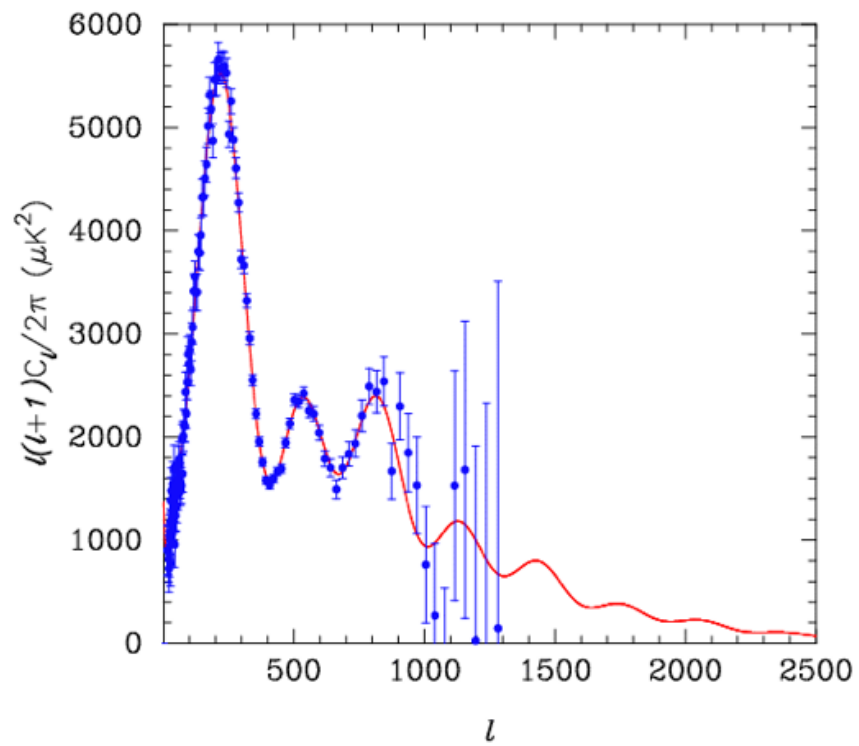


The Planck one-year all-sky survey

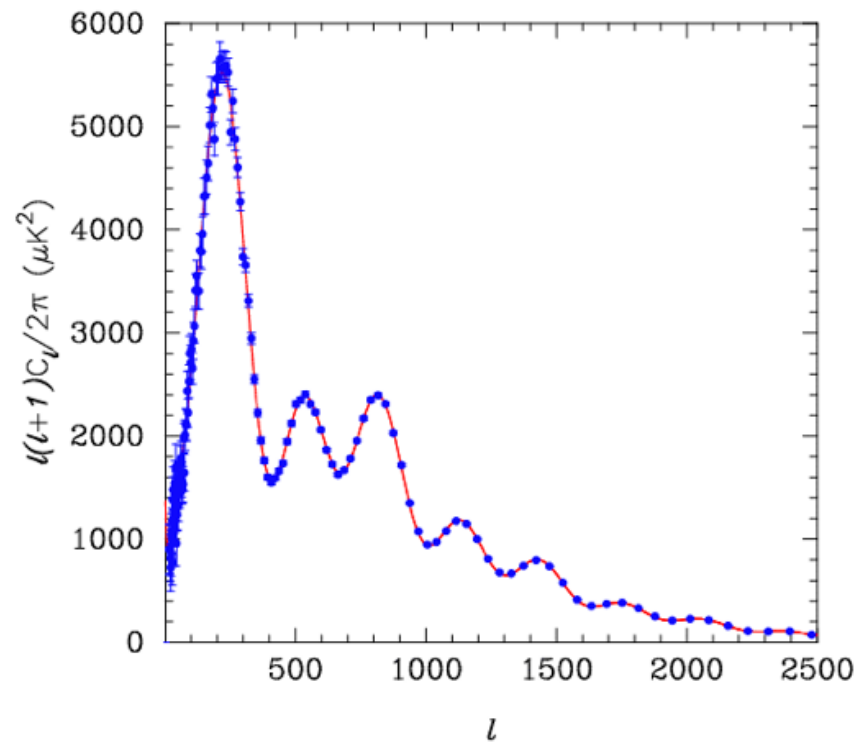


[c] ESA, HFI and LFI consortia, July 2010

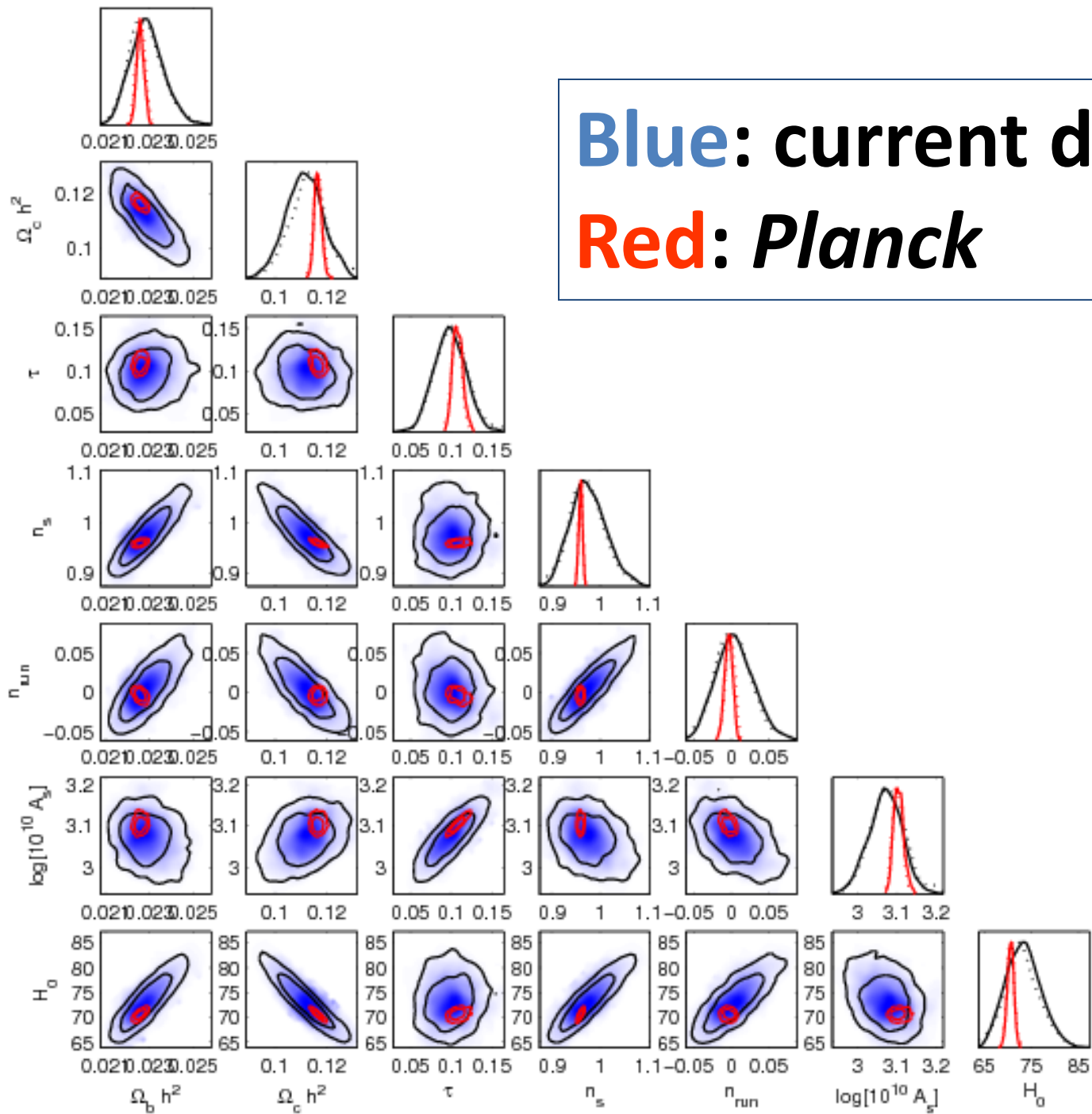
WMAP



PLANCK



Blue: current data
Red: *Planck*

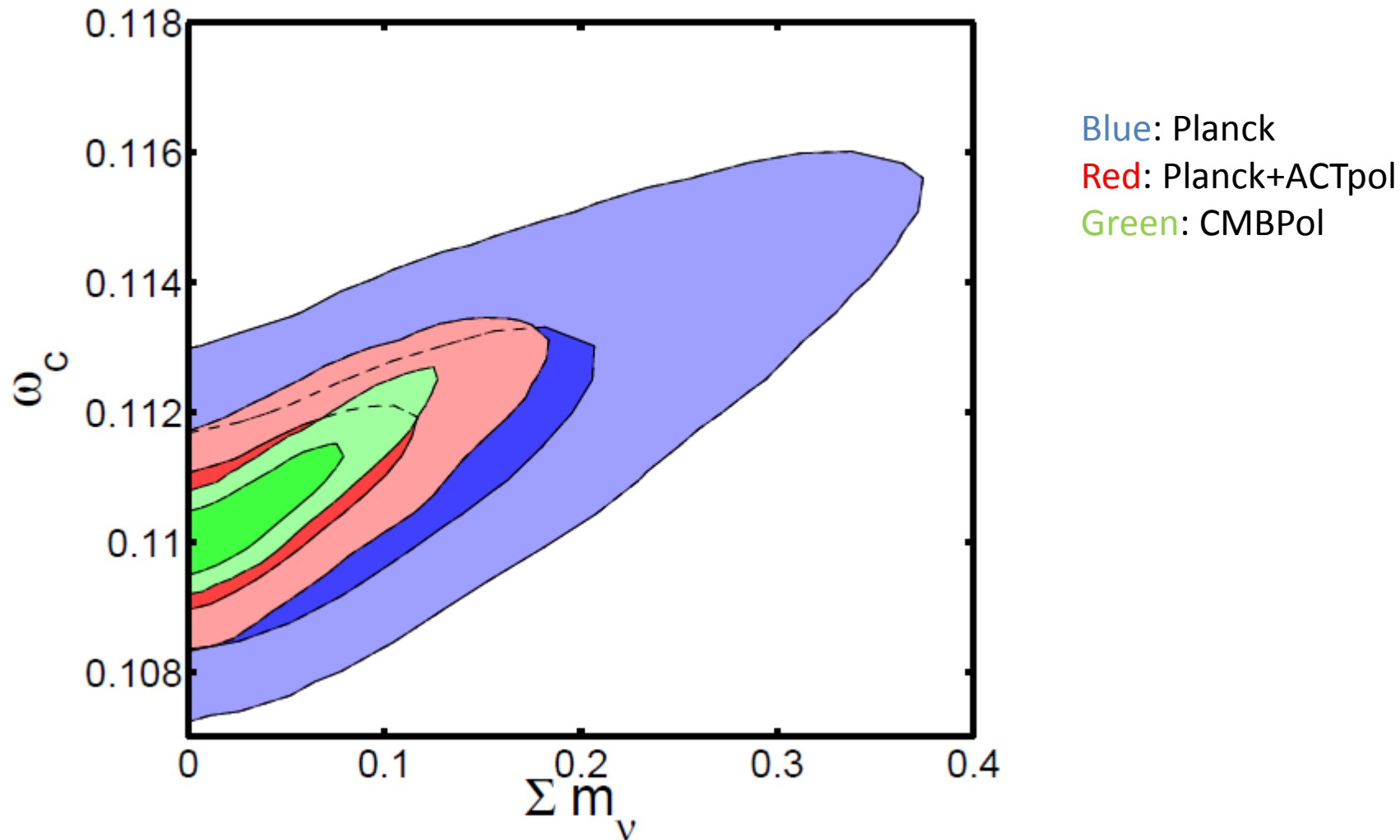


Let's consider not only Planck but also
 ACTpol (From Atacama Cosmology Telescope,
 Ground based, results expected by 2013)
 CMBpol (Next CMB satellite, 2020 ?)

Experiment	Channel	FWHM	$\Delta T/T$	$\Delta P/T$
Planck	70	14'	4.7	6.7
$f_{sky} = 0.85$	100	10'	2.5	4.0
	143	7.1'	2.2	4.2
ACTPol	150	1.4'	14.6	20.4
$f_{sky} = 0.19$				
CMBPol	150	5.6'	0.037	0.052
$f_{sky} = 0.72$				

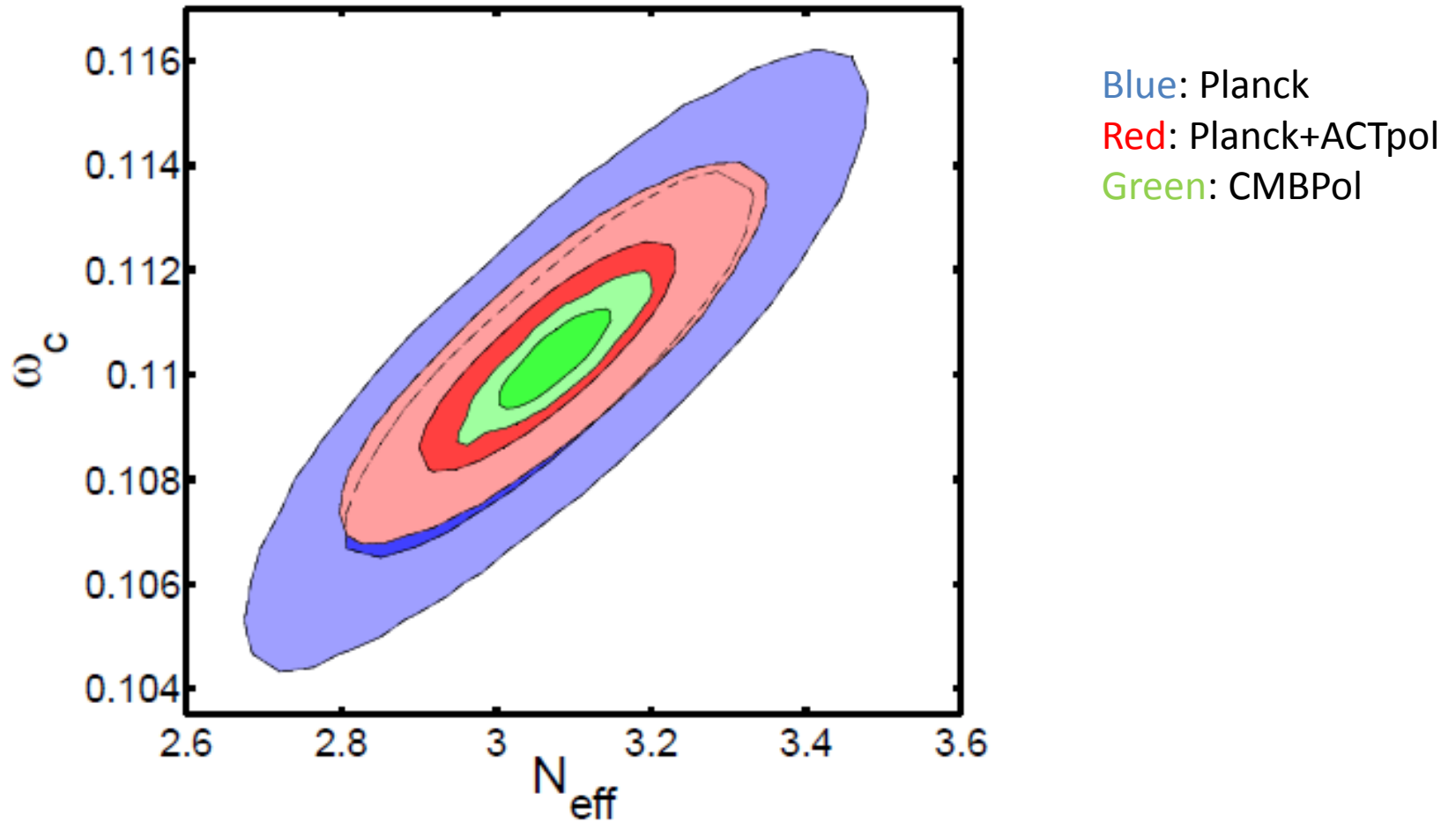
Parameter uncertainty	Planck	Planck+ACTPol		CMBPol	
$\sigma(\Omega_b h^2)$	0.00013	0.000078	(1.7)	0.000034	(3.8)
$\sigma(\Omega_c h^2)$	0.0010	0.00064	(1.6)	0.00027	(3.7)
$\sigma(\theta_s)$	0.00026	0.00016	(1.6)	0.000052	(5.0)
$\sigma(\tau)$	0.0042	0.0034	(1.2)	0.0022	(1.9)
$\sigma(n_s)$	0.0031	0.0021	(1.5)	0.0014	(2.2)
$\sigma(\log[10^{10} A_s])$	0.013	0.0086	(1.5)	0.0055	(2.4)
$\sigma(H_0)$	0.53	0.30	(1.8)	0.12	(4.4)

Constraints on Neutrino Mass



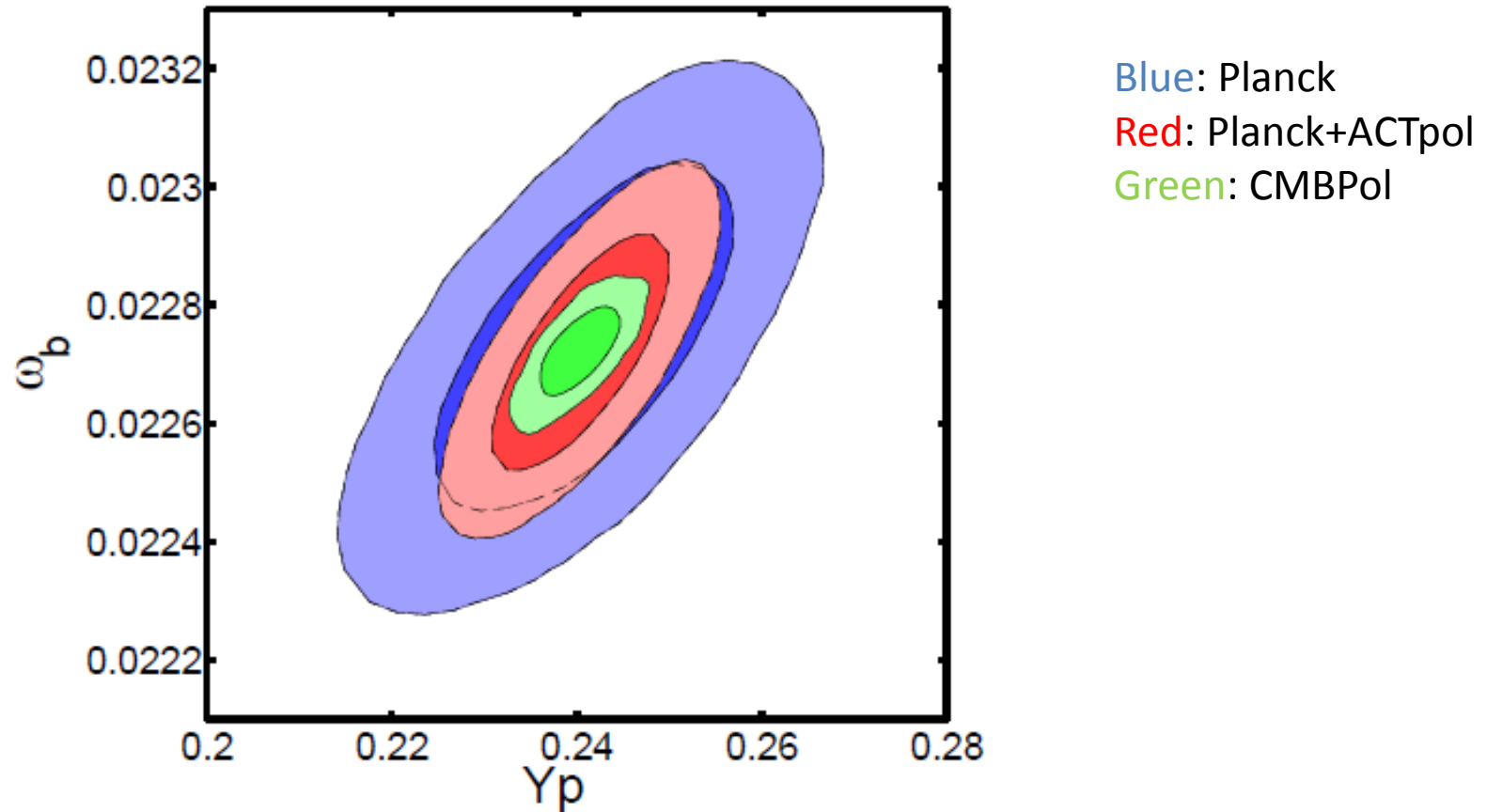
Galli, Martinelli, Melchiorri, Pagano, Sherwin, Spergel, PRD submitted,
arXiv:1005.3808 2010

Constraints on Neutrino Number



Galli, Martinelli, Melchiorri, Pagano, Sherwin, Spergel, PRD submitted,
arXiv:1005.3808 2010

Constraints on Helium Abundance



Galli, Martinelli, Melchiorri, Pagano, Sherwin, Spergel, PRD submitted,
arXiv:1005.3808 2010

CONCLUSIONS

- Recent CMB measurements fully confirm Λ -CDM. Improved constraints on inflation
- With future measurements constraints on new parameters related to laboratory Physics could be achieved.

In 2012 from Planck we will know:

- If the total neutrino mass is less than 0.5eV.
- If there is an extra background of relativistic particles.
- Helium abundance with 0.01 accuracy.

We Want NOW 2012 !

