

Unearthing wave-function renormalization effects in the time evolution of a Bose–Einstein condensate

Paolo Facchi^{1,2}, Saverio Pascazio^{1,2}, Francesco V Pepe^{1,2},
Ennio Arimondo^{3,4}, Donatella Ciampini^{3,4} and Oliver Morsch⁴

¹ Dipartimento di Fisica and MECENAS, Università di Bari, I-70126 Bari, Italy

² INFN, Sezione di Bari, I-70126 Bari, Italy

³ CNISM-Pisa, Dipartimento di Fisica, Università di Pisa, Lgo Pontecorvo 3, I-56127 Pisa, Italy

⁴ INO-CNR, Dipartimento di Fisica, Università di Pisa, Lgo Pontecorvo 3, I-56127 Pisa, Italy

E-mail: francesco.pepe@ba.infn.it

Received 3 November 2012

Accepted for publication 3 December 2012

Published 28 March 2013

Online at stacks.iop.org/PhysScr/T153/014024

Abstract

We study the time evolution of a Bose–Einstein condensate in an accelerated optical lattice. When the condensate has a narrow quasi-momentum distribution and the optical lattice is shallow, the survival probability in the ground band exhibits a step-like structure. In this regime, we establish a connection between the wave-function renormalization parameter Z and the phenomenon of resonantly enhanced tunneling.

PACS numbers: 03.75.Lm, 03.65.Xp, 11.10.Gh

(Some figures may appear in color only in the online journal)

1. Introduction

Renormalization effects are among the most subtle and interesting in quantum field theory [1] and go to the heart of our understanding of fundamental interactions. Free field operators create and annihilate single particles with unit probability. The presence of interactions makes things much more complicated and one requires powerful analytical tools in order to compute the propagator and the S -matrix through the self-energy function and to guarantee probability conservation. In the Källén–Lehmann representation [2], probability conservation is enforced via wave-function renormalization, which consists of a rescaling of quantum fields by a factor \sqrt{Z} to take into account the effects of interactions.

The propagator yields an exponential decay (Fermi ‘golden’ rule) due to the contribution of a pole on the second Riemann sheet in the complex energy plane [3], but gets also a contribution of the order of (coupling constant)² from a contour integration in the complex energy plane, that modifies the exponential decay law at both short and long times, yielding the characteristic quadratic and power-law behaviors. The quantity \sqrt{Z} is the modulus of the residue of a pole of

the propagator in the second Riemann sheet in the complex energy plane and is different from unity when the latter is computed beyond leading order in the coupling constant. For a stable state one has $Z < 1$ (due to probability conservation in the Källén–Lehmann representation), but for an unstable state Z is unconstrained and can be > 1 [4]. This is a common feature of quantum decay processes arising from the coupling of a discrete level to a continuum. In such a case the discrete level moves away from the real axis and acquires an imaginary part, which accounts for its decay rate. Since Z is the square of the overlap between the initial state and this non-normalizable complex-energy vector, known as the ‘Gamow state’ [5–7], one can have $Z > 1$.

The typical time evolution of the survival probability of an unstable system in its initial state is displayed in figure 1. The exponential law is approximately valid in an intermediate time region. It is preceded by a quadratic decay (Zeno region) and is superseded by a power law. Note that extrapolation of the exponential to $t = 0$ yields a value (wave-function renormalization Z) that is, in general, $\neq 1$. We shall write

$$P(t) = Z e^{-\gamma t} + \text{additional contributions}, \quad (1)$$

where the additional contributions are typically of second order in the coupling (to a continuum of states to which the

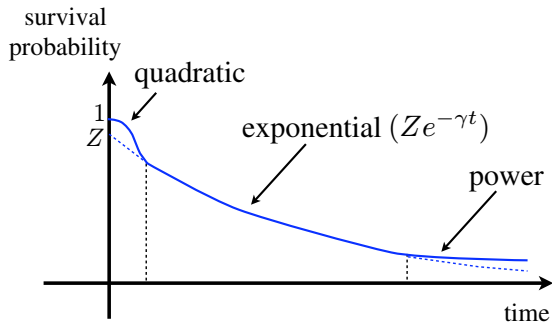


Figure 1. Survival probability of an unstable system. The exponential decay law $P(t) \simeq P_Z(t) = Z e^{-\gamma t}$ is only valid at intermediate times, and its extrapolation at $t = 0$ yields the wave-function renormalization Z . In general, $Z \neq 1$.

system decays) and are important at short and long times. At intermediate times, the exponential is assumed to dominate and characterize the evolution

$$P(t) \simeq P_Z(t) = Z e^{-\gamma t} \quad (2)$$

with γ given by the Fermi golden rule.

The short-time quadratic (and hence non-exponential) decay was first experimentally observed by the group led by Mark Raizen in Texas [8, 9]. In this pioneering work, the focus was on the occurrence of the quantum Zeno effect and its inverse [10, 11] due to repeated measurements. In this paper, we shall focus on the same physical system used in [8, 9], but under very different physical conditions, both in terms of the initial state and physical parameters [12]. This will enable us to unearth wave-function renormalization effects.

Let us briefly sketch the main ideas to be explored in this paper. We shall investigate the time evolution of a wave packet (a ‘cloud’ of atoms in a Bose–Einstein condensate) in a tilted optical lattice. The wave packet, initially in the lowest energy band, is narrow in momentum space and feels a constant acceleration due to the lattice tilt. When it reaches the edge of the band, it can make a Landau–Zener (LZ) transition [13] to the upper band. The survival probability in the lowest energy band is therefore characterized by plateaus (when the packet evolves in the band) and sharp transition regions (when the packet loses probability to the upper band). A typical example is displayed in figure 2. One clearly sees that in practice, the dynamics can be rather different from the idealized situation depicted in figure 1. The overall process is involved and the quantum dynamics depends on a plethora of factors, ranging from probability losses to phase coherence effects. We shall see that LZ transitions [13] and Stückelberg’s oscillations [14] are two facets of this complex evolution and that by scrutinizing the features of the survival probability of the wave function that collectively describes a cold atomic cloud, one can extract crucial information on wave-function renormalization effects.

In this paper, we endeavor to give an elementary introduction to this problem and discuss in more detail the model adopted in [12] to study these effects. We also scrutinize the convergence of the decay rate and wave-function renormalization parameter to their asymptotic values. The main idea will be to use LZ transitions as a benchmark for the study of wave-function renormalization effects.

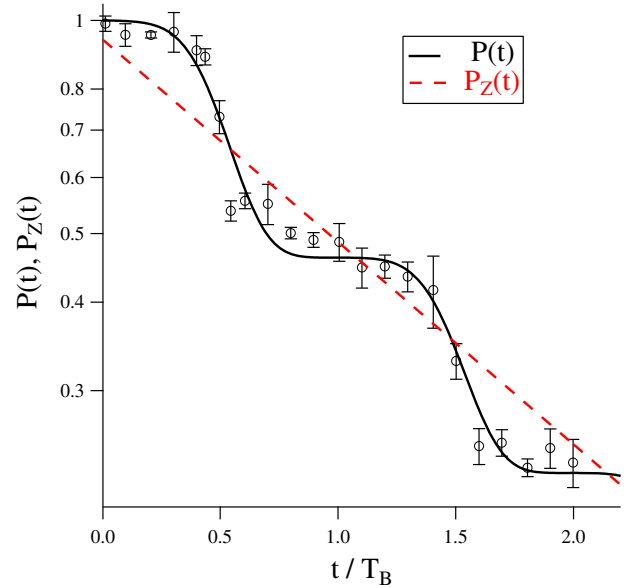


Figure 2. Survival probability $P(t)$ of the wave packet of the atomic cloud in the lowest energy band of the accelerated optical lattice. The numerical solution of the Schrödinger equation is the full line. The experimental data (open circles) are the same as in [12] and the (red) dashed line is the exponential fit based on $P_Z(t)$ in equation (35), whose crossing with the vertical axis yields the value of Z . The slope of the exponential decay yields the decay rate γ (Fermi golden rule). In this plot $V_0 = 1E_{rec}$, $F_0 = 0.383$, yielding $Z < 1$.

2. Landau–Zener tunneling

A LZ transition takes place in a two-level system with a time-dependent Hamiltonian $H_{LZ}(t)$ whose spectrum, as a function of time, is characterized by the presence of an avoided crossing [13–16]. In the time-independent *adiabatic basis* $\{|1\rangle, |2\rangle\}$, the expectation values of the Hamiltonian are linear in time

$$\langle 1|H_{LZ}(t)|1\rangle = -\langle 2|H_{LZ}(t)|2\rangle = -\alpha t \quad (\alpha > 0), \quad (3)$$

while the off-diagonal matrix elements are constant in time and can be assumed to be real by properly adjusting the phase of the basis states

$$\langle 1|H_{LZ}(t)|2\rangle = \langle 2|H_{LZ}(t)|1\rangle = \delta. \quad (4)$$

The state $|\psi(t)\rangle$ of the system is expanded as

$$|\psi(t)\rangle = a_1(t)|1\rangle + a_2(t)|2\rangle \quad (5)$$

and the Schrödinger equation reads

$$i\hbar \frac{d}{dt} \begin{pmatrix} a_1 \\ a_2 \end{pmatrix} = \begin{pmatrix} -\alpha t & \delta \\ \delta & \alpha t \end{pmatrix} \begin{pmatrix} a_1 \\ a_2 \end{pmatrix}. \quad (6)$$

The time-dependent eigenbasis of H_{LZ} is called *adiabatic basis* and can be obtained by a rotation

$$\begin{pmatrix} |1(t)\rangle \\ |2(t)\rangle \end{pmatrix} = \begin{pmatrix} \cos \theta(t) & -\sin \theta(t) \\ \sin \theta(t) & \cos \theta(t) \end{pmatrix} \begin{pmatrix} |1\rangle \\ |2\rangle \end{pmatrix} \quad (7)$$

with $\theta(t) = \arctan(\alpha t / \delta) / 2$. The adiabatic vectors satisfy

$$H_{LZ}(t)|1(t)\rangle = -\Omega(t)|1(t)\rangle, \quad H_{LZ}(t)|2(t)\rangle = \Omega(t)|2(t)\rangle \quad (8)$$

with

$$\Omega(t) = \sqrt{(\alpha t)^2 + \delta^2}. \quad (9)$$

The degeneration of the mean energy of the diabatic states at $t = 0$ is reflected in an avoided energy level crossing in the adiabatic basis, with the two states reaching the minimum energy distance at $t = 0$. By setting

$$|\psi(t)\rangle = b_1(t)|1(t)\rangle + b_2(t)|2(t)\rangle \quad (10)$$

from

$$\frac{d}{dt}|1(t)\rangle = -\dot{\theta}(t)|2(t)\rangle, \quad \frac{d}{dt}|2(t)\rangle = +\dot{\theta}(t)|1(t)\rangle \quad (11)$$

we obtain

$$i\hbar \frac{d}{dt} \begin{pmatrix} b_1 \\ b_2 \end{pmatrix} = \begin{pmatrix} -\Omega(t) & -i\hbar\dot{\theta}(t) \\ i\hbar\dot{\theta}(t) & \Omega(t) \end{pmatrix} \begin{pmatrix} b_1 \\ b_2 \end{pmatrix}. \quad (12)$$

Therefore, in the adiabatic basis, the evolution of the system is governed by the Hamiltonian

$$H_{\text{ad}}(t) = -\Omega(t)\sigma_z + \Gamma(t)\sigma_y, \quad \Gamma(t) = \hbar\dot{\theta}(t) = \frac{\hbar\alpha\delta}{2\Omega^2(t)} \quad (13)$$

with σ_y and σ_z being the Pauli matrices. It is clear that the nature of the coupling in the two bases is very different: the coupling between diabatic states is constant in time, while the adiabatic states are significantly coupled only near $t = 0$, the off-diagonal terms in (13) being inversely proportional to the square of the distance between the adiabatic levels $2\Omega(t)$. This enables one to simplify the description of the LZ transition in the adiabatic basis. As a useful approximation, we can replace the Hamiltonian (13) in an interval of width $T_{\text{LZ}} \sim \delta/\alpha$ around $t = 0$ with that with constant coefficients

$$H_{\text{ad}}(t) \simeq H_{\text{ad}}(0) = -\delta\sigma_z + \frac{\hbar\alpha}{2\delta}\sigma_y \quad (|t| \lesssim T_{\text{LZ}}/2) \quad (14)$$

and assume that outside this time interval the adiabatic states evolve uncoupled, $H_{\text{ad}}(t) \simeq -\alpha t\sigma_z$.

The aforementioned transition time T_{LZ} can be fixed by imposing that the probability that the system, prepared in state $|1(t)\rangle$ at $t \rightarrow -\infty$, evolves into $|2(t)\rangle$ at $t \rightarrow +\infty$, be given by the LZ transition probability

$$P_{\text{LZ}} = \exp\left(-\frac{\pi\delta^2}{\hbar\alpha}\right). \quad (15)$$

Moreover, the σ_z term in the Hamiltonian (14) can be neglected with a good approximation provided that

$$\frac{\Omega(0)}{\Gamma(0)} = \frac{2\delta^2}{\hbar\alpha} = -\frac{2}{\pi} \ln P_{\text{LZ}} \quad (16)$$

be sufficiently small. Within this approximation, the (unitary) evolution in the interval $(-T_{\text{LZ}}/2, T_{\text{LZ}}/2)$ is governed by

$$\begin{aligned} U &= \exp\left(-i\frac{\hbar\alpha}{\delta}\frac{T_{\text{LZ}}}{2}\sigma_y\right) \\ &= \begin{pmatrix} \cos(\hbar\alpha T_{\text{LZ}}/2\delta) & -\sin(\hbar\alpha T_{\text{LZ}}/2\delta) \\ \sin(\hbar\alpha T_{\text{LZ}}/2\delta) & \cos(\hbar\alpha T_{\text{LZ}}/2\delta) \end{pmatrix} \end{aligned} \quad (17)$$

with

$$\sin^2\left(\frac{\hbar\alpha}{2\delta}T_{\text{LZ}}\right) = P_{\text{LZ}}. \quad (18)$$

In the next section, we will discuss how to apply this model for LZ transitions to the problem of interband transitions in a sinusoidal lattice.

3. Interband tunneling in a lattice

We are interested in describing the tunneling process from the first to the second band of a Bose–Einstein condensate trapped in an optical lattice. We assume that almost all atoms are in the condensate, so that the system is described by a single-particle wave function $\psi(x, t)$ [17]. Moreover, let the condensate be dilute enough so that the interaction between particles can be neglected. This implies that the wave function of the system obeys a linear Schrödinger equation.

The experimental condition is that of an accelerating one-dimensional optical lattice, with constant acceleration a [18]. In the rest frame of the lattice, a particle of mass m in the lattice is subjected to an external force $F = ma$ and a potential $(V/2)\cos(2\pi x/d_L)$, V being the lattice depth and d_L the lattice period (half-wavelength of the counterpropagating laser beams). The dynamics of the system depends on two dimensionless parameters [19], related to lattice depth and external force:

$$V_0 = \frac{V}{E_{\text{rec}}}, \quad F_0 = \frac{Fd_L}{E_{\text{rec}}} \quad \text{with} \quad E_{\text{rec}} = \frac{\hbar^2}{2m} \left(\frac{\pi}{d_L}\right)^2. \quad (19)$$

In the adiabatic approximation, no transition takes place between bands (single-band approximation). This is consistent if $Fd_L \lesssim V$, namely if $F_0 \lesssim V_0$ in equation (19), and leads us to the two-level approximation outlined in the previous section.

We are interested in experimental setups in which the initial state is highly peaked around a single quasi-momentum value k_0 , that is, the width of the initial quasi-momentum distribution is much smaller than the width $2\pi/d_L$ of the first Brillouin zone \mathcal{B} . Under this condition, in the adiabatic single-band approximation, the average quasi-momentum evolves semiclassically [16, 20], so that at time t

$$k(t) = k_0 + \frac{Ft}{\hbar} \quad (20)$$

with negligible spread in the distribution occurring during the evolution. This yields Bloch oscillations in a tilted lattice with a Bloch period

$$T_{\text{B}} = \frac{2\pi\hbar}{Fd_L} = \frac{\hbar}{E_{\text{rec}}} \frac{2\pi}{F_0}. \quad (21)$$

The initial state analyzed here has a well-defined initial momentum (in \mathcal{B}), but can be distributed among different bands. At the end of each Bloch period, the amplitude in band α acquires the following phase with respect to the amplitude in band β :

$$\Delta\varphi_{\alpha\beta} = -\frac{2\pi}{F_0} \langle E_{\alpha}(k) - E_{\beta}(k) \rangle, \quad (22)$$

where $\langle \dots \rangle$ denotes the average over \mathcal{B} and $E_{\gamma}(k)$ is the energy of the state with quasi-momentum k in band γ in units of E_{rec} . The relative phases acquired by states in different bands are at the origin of Stückelberg oscillations in the interband transition rates [14].

If the initial quasi-momentum distribution is very peaked around its central value, the interband transition can be analyzed as an LZ tunneling, since in suitable parameter

ranges the transition from the first to the second band is concentrated at the edges of the Brillouin zone, where an avoided crossing occurs. In the Pisa experiment analyzed here [12], this leads to an alternation of plateaus and steep transition regions of the survival probability in the first band (see figure 2). The diabatic basis is represented by the momentum eigenstates, crossing at $\hbar\pi/d_L$ and coupled with strength $V/4$, while the adiabatic basis is represented by the quasi-momentum eigenstates. The LZ parameters in equation (15) are

$$\alpha = \frac{\pi \hbar F}{m d_L}, \quad \delta = \frac{V}{4} \quad (23)$$

yielding the transition probability (18)

$$P_{LZ}^{(1,2)}(V_0, F_0) = \exp\left(-\frac{\pi^2 V_0^2}{32 F_0}\right). \quad (24)$$

Even if the essential features of the transition are included in equation (24), discrepancies can arise between the idealized case and the real physical situation. Indeed, the periodicity of the lattice implies that the aforementioned process occurs in a *finite* time and that in the initial and final states the adiabatic levels are not infinitely separated. The corrections to the LZ transition probability due to the finite duration of the process are discussed in [19, 20]. Other corrections to equation (24) should be considered if the lattice is not shallow. In this case, couplings to higher momentum states play an important role and a two-level description is no longer a good approximation.

Moreover, there is another kind of deviation from LZ, which is the main object of our analysis. Since equation (24) is obtained under the hypothesis that only one of the two adiabatic states is initially populated, it is no longer valid if both states are populated. These deviations can be relevant even if one of the initial populations is very close to zero, since they scale as the *square root* of the smallest population, as will be discussed in the following. These interference effects lead to resonantly enhanced tunneling (RET): the transition probability is enhanced by a large factor with respect to the LZ prediction if the energy difference $F d_L \Delta i$ between two potential wells (d_L being the lattice spacing and $d_L \Delta i$ the distance between the wells) matches the average band gap of the non-tilted system.

The dynamics of interband tunneling can be schematized by separately describing the transition at the avoided crossing and the evolution far from the edges of the Brillouin zone. We will assume that the transition between the first and the second band occurs in a time that is negligible with respect to the Bloch time defined in (21), namely $T_{LZ} \ll T_B$. We are thus assuming that the evolution inside the first band is adiabatic for all k , except for $k \simeq \pi/d_L$, when a transition toward the state with the same quasi-momentum in the second band is possible.

This transition can be effectively described by an evolution operator corresponding to the one defined in equation (17):

$$\tilde{U} = \begin{pmatrix} s_{12} & -p_{12} \\ p_{12} & s_{12} \end{pmatrix} \quad (25)$$

with $s_{12} = \sqrt{1 - P_{LZ}(V_0, F_0)}$ and $p_{12} = \sqrt{1 - s_{12}^2}$. The operator \tilde{U} acts on the two-dimensional space spanned by

$\{|1\rangle, |2\rangle\}$, the states with the same quasi-momentum in the first and the second band, respectively, that evolve according to (20) with $k_0 = 0$.

The transition from the second to the third band can be schematized as the loss of a fraction $1 - s_{23}^2$ in the population of the second band toward a continuum, occurring at the crossing around $k = 0$. This assumption is justified for small values of V_0 , such that a particle in the third (or higher) band can be considered free. The survival amplitude s_{23} can be determined by imposing that its square be equal to $1 - P_{LZ}^{(2,3)}(V_0, F_0)$, where $P_{LZ}^{(2,3)}(V_0, F_0)$ is the LZ transition probability at the avoided crossing from the second to the third band

$$P_{LZ}^{(2,3)}(V_0, F_0) = \exp\left(-\frac{\pi^2 V_0^4}{2^{14} F_0}\right). \quad (26)$$

During each Bloch cycle separating two successive transitions, the relative phase between the second and the first band amplitude increases by the quantity (22), which reads

$$\phi(V_0, F_0) = -\frac{2\pi}{F_0} \langle \Delta E(V_0) \rangle, \quad (27)$$

where $\langle \Delta E \rangle$ is the energy difference (in units of E_{rec}) between the second and the first band, averaged over \mathcal{B} . The effects of the dynamics in a time T_B from one transition to the next one can thus be modeled in the basis $\{|1\rangle, |2\rangle\}$ by an effective non-unitary operator

$$W = \begin{pmatrix} 1 & 0 \\ 0 & s_{23} e^{i\phi} \end{pmatrix}. \quad (28)$$

The lack of unitarity is due to the two-level approximation adopted in our analysis and signals the flow of population out of the relevant two-dimensional subspace. Observe that the global evolution of the condensate is always coherent and does not involve any atomic losses.

By making use of this simplified model, we describe the time evolution in the following way. At $t = 0$ the condensate is in the first band, with quasi-momentum close to $k = 0$. As the lattice is accelerated, the quasi-momentum increases until it reaches π/d_L at $t = T_B/2$, where the operator \tilde{U} comes into play and transfers part of the population to the second band. The evolution from $T_B/2$ to $3T_B/2$ is summarized by the application of W . Then, the second transition occurs, and part of the population in the second band (minus losses toward the third band) can tunnel back to the first band due to the action of \tilde{U} , giving rise to interference effects. The same steps occur in the subsequent transitions.

On a time span T_B , the dynamics of the system is determined by the action of the non-unitary operator

$$U = \tilde{U} W = \begin{pmatrix} s_{12} & -p_{12} s_{23} e^{i\phi} \\ p_{12} & s_{12} s_{23} e^{i\phi} \end{pmatrix} \quad (29)$$

in the basis $\{|1\rangle, |2\rangle\}$. The order of the two operations is not relevant, since W acts trivially on the initial state $|1\rangle$ before the first transition.

4. Transient and asymptotic dynamics

We now look at the time evolution implied by the model outlined in the preceding section. The state of the system

before the first transition is $|1\rangle$. Immediately after the n th transition, occurring at time $t = T_B(n + 1/2)$, the state of the system is

$$|\Phi_n\rangle = U^n |1\rangle. \quad (30)$$

Let ψ_1 and ψ_2 be the normalized *non-orthogonal* eigenvectors of the matrix U belonging to the eigenvalues e_1 and e_2 , respectively. The initial state

$$|1\rangle = c_1 |\psi_1\rangle + c_2 |\psi_2\rangle \quad (31)$$

will evolve at time $T_B(n + 1/2)$ into

$$|\Phi_n\rangle = c_1 e_1^n |\psi_1\rangle + c_2 e_2^n |\psi_2\rangle. \quad (32)$$

Due to the non-unitarity of W , the two eigenvalues are smaller than unity. Let us assume that the eigenvalue e_1 is larger in modulus than e_2 , so that it eventually dominates in the iteration (32). (This condition is necessarily verified for $0 < s_{12}, s_{23} < 1$.) For n sufficiently large, the evolution reaches an asymptotic regime, in which the state after the n th transition is determined only by the state after the previous one, with a transition rate depending on the largest eigenvalue. Since the survival probability in the first band can be defined as $P_n = |\langle 1 | \Phi_n \rangle|^2$, in the asymptotic regime one obtains

$$P_n \simeq |e_1|^2 P_{n-1}. \quad (33)$$

We define the asymptotic transition rate

$$\gamma = -\ln(|e_1|^2) \quad (34)$$

and introduce an exponential function $P_Z(t)$ that coincides with the survival probability at the center of the plateaus, at times $t = nT_B$:

$$P_Z(t) = Z \exp(-\gamma t). \quad (35)$$

This is the dashed line plotted in figure 2. (Note the logarithmic scale on the ordinates.)

Observe that equations (33)–(35) are valid in the asymptotic regime. Before reaching it, the ratio between P_n and P_{n-1} in equation (28) depends on n through a ‘time-dependent decay rate’ γ_n , as in

$$P_{n+1} = e^{-\gamma_n} P_n. \quad (36)$$

It is easy to prove that the succession γ_n converges to the value γ of equation (34), unless the eigenvalues of U have equal moduli. Indeed,

$$\gamma_n = -\ln \frac{P_{n+1}}{P_n} = -\ln \left| \frac{c_1 e_1^{n+1} \langle 1 | \psi_1 \rangle + c_2 e_2^{n+1} \langle 1 | \psi_2 \rangle}{c_1 e_1^n \langle 1 | \psi_1 \rangle + c_2 e_2^n \langle 1 | \psi_2 \rangle} \right|^2 \quad (37)$$

which, by definition of γ in equation (34), reads

$$\gamma_n = \gamma - 2 \ln \left| \frac{1 + \frac{c_2 \langle 1 | \psi_2 \rangle}{c_1 \langle 1 | \psi_1 \rangle} \left(\frac{e_2}{e_1}\right)^{n+1}}{1 + \frac{c_2 \langle 1 | \psi_2 \rangle}{c_1 \langle 1 | \psi_1 \rangle} \left(\frac{e_2}{e_1}\right)^n} \right|. \quad (38)$$

Thus, if $|e_2| < |e_1|$, the argument in the logarithm approaches one and $\gamma_n \rightarrow \gamma$.

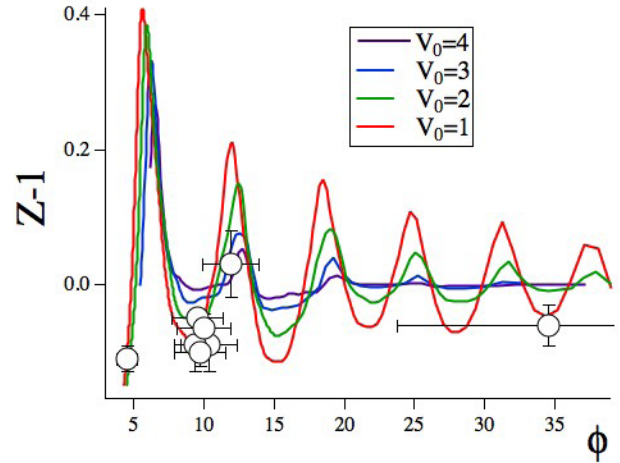


Figure 3. Scaling plot of $Z - 1$ versus ϕ of equation (27), derived from the RET experimental results obtained in [12] (open circles) using a narrow atomic quasi-momentum distribution. The full lines are the theoretical predictions for $V_0 = 1, 2, 3$ and 4 (a smaller value of V_0 yielding wider oscillations).

5. Wave-function renormalization

The parameter Z in equation (35) is, in general, different from unity, due to the transient regime at the beginning of the evolution. It represents the extrapolation of the asymptotic exponential probability back at $t = 0$. We derive below an expression for Z . In the asymptotic regime, the system evolution described by equation (32) corresponds to an evolution operator applied to an initial unnormalized vector $|\Psi_0\rangle = c_1 |\psi_1\rangle$:

$$|\Phi_n\rangle \simeq c_1 e_1^n |\psi_1\rangle = U^n (c_1 |\psi_1\rangle) = U^n |\Psi_0\rangle. \quad (39)$$

The Z parameter, representing the extrapolation of the asymptotic behavior back to $t = 0$, can be defined as the square modulus of the projection of the fictitious initial vector $|\Psi_0\rangle$, onto the actual initial state $|1\rangle$

$$Z \equiv |\langle 1 | \Psi_0 \rangle|^2 = |c_1|^2 |\langle 1 | \psi_1 \rangle|^2 \quad (40)$$

which corresponds to an extrapolated ‘survival probability’ in the subspace spanned by $|1\rangle$, evaluated at the initial time. In order to gain a qualitative understanding of the dependence of Z on the phase difference ϕ acquired during a Bloch cycle, let us compare the first and second transitions. Let $P_0 = 1$ be the initial value of the survival probability in the first band. After the first transition, the application of equation (29) yields the survival probability

$$P_1 = s_{12}^2 P_0 \equiv e^{-\gamma_0} P_0. \quad (41)$$

At the second transition, the discrepancy with the LZ prediction becomes manifest. In the parameter regime of small V_0 we are considering, the ratio s_{23}/s_{12} is very small [12] and we can apply a first-order approximation, yielding

$$P_2 \simeq (s_{12}^2 - 2s_{23}p_{12}^2 \cos \phi) P_1 \equiv e^{-\gamma_1} P_1. \quad (42)$$

This clarifies that the plateaus in figure 2 are not equal. If the phase is $\phi = 2\pi j$, with integer j , the second transition is enhanced with respect to the first one. Thus, comparing with

equation (27), local maxima in the transition rate are expected when $F_0(\phi = 2\pi j) = \langle \Delta E(V_0) \rangle / j$.

This is the mechanism at the origin of wave-function renormalization. A backwards extrapolation of the second step gives a rough estimate of the Z parameter, which we call Z_1 :

$$Z_1 = \exp(\gamma_1 - \gamma_0) \simeq 1 + 2s_{23} \left(\frac{p_{12}}{s_{12}} \right)^2 \cos \phi. \quad (43)$$

Even if equation (43) represents a rather crude approximation, it is very useful in an experimental context, where only the first few steps in the Bloch cycles are accessible. If the survival amplitude can be measured up to the N th transition, the Z parameter can be approximated by

$$Z_N = \exp \left(N\gamma_N - \sum_{n=0}^{N-1} \gamma_n \right) \rightarrow Z, \quad (44)$$

where the convergence to a fixed asymptotic value Z is due to (38). The convergence to Z is typically very fast, and the first few cycles are already sufficient to obtain an excellent approximation. Z is displayed in figure 3 as a function of ϕ .

6. Conclusions

In this paper, we studied LZ transitions and used them as a test bed for the study of wave-function renormalization effects in quantum decay processes. By scrutinizing the features of the survival probability of the wave function that collectively describes an ultra-cold atomic cloud, we consistently defined Z and extracted information on its behavior as a function of the experimental parameters.

The value of Z reflects the overlap between a discrete state and a continuum of states (to which the discrete state decays). Pictorially, one might say that Z detects the overlap $Z = |\langle \psi_G | \psi_{in} \rangle|^2$ between the (generalized) decaying eigenfunction with a complex energy eigenvalue, the Gamow state ψ_G and the initial (physical) state ψ_{in} . The case $Z < 1$ does not surprise us, being in accord with the familiar Källén–Lehmann paradigm [2] for stable asymptotic states. The situation $Z > 1$ is more curious, and is a consequence of the fact that ψ_G does not live in the Hilbert space, its norm being infinite [5–7], and its overlap Z with the initial state can exceed 1.

It is remarkable that a quantity like Z can be directly measured and that its deviations from unity yield directly measurable consequences. In addition, as the experimental parameters are varied, Z can take values that can be smaller or larger than unity.

Acknowledgments

We thank G Florio, H Lignier, N Lörch, R Mannella and S Wimberger for many interesting discussions. The experiment discussed in this paper was done at the University of Pisa. The numerical analyses in figures 2 and 3 were performed by N Lörch and S Wimberger.

References

- [1] Weinberg S 1995 *The Quantum Theory of Fields: Volume I Foundations* (Cambridge: Cambridge University Press)
- Peskin M and Schoeder D 1995 *An Introduction to Quantum Field Theory* (Reading, MA: Perseus Books Group)
- [2] Källén G 1952 *Helv. Phys. Acta* **25** 417
Lehmann H 1954 *Nuovo Cimento* **11** 342
- [3] Nakazato H, Namiki M and Pascazio S 1996 *Int. J. Mod. Phys. B* **10** 247
- [4] Brown L S 1994 *Quantum Field Theory* (Cambridge: Cambridge University Press)
- [5] Gamow G 1928 *Z. Phys.* **51** 204
- [6] Bohm A 1994 *Quantum Mechanics: Foundations and Applications* (Berlin: Springer)
Bohm A, Gadella M and Mainland B 1989 *Am. J. Phys.* **57** 1103
- [7] Antoniou I, Gadella M, Mateo J and Pronko G P 2003 *Int. J. Theor. Phys.* **42** 2389
Civitarese O and Gadella M 2004 *Phys. Rep.* **396** 41
Gadella M and Pronko G P 2011 *Fortschr. Phys.* **59** 795
de la Madrid R 2012 *J. Math. Phys.* **53** 102113
- [8] Wilkinson S R, Bharucha C F, Fischer M C, Madison K W, Morrow P R, Niu Q, Sundaram B and Raizen M G 1997 *Nature* **387** 575
- [9] Fischer M C, Gutiérrez-Medina B and Raizen M G 2001 *Phys. Rev. Lett.* **87** 040402
- [10] Pascazio S and Facchi P 1999 *Acta Phys. Slovaca* **49** 557
Facchi P and Pascazio S 2000 *Phys. Rev. A* **62** 023804
Facchi P and Pascazio S 2001 *Phys. Rev. Lett.* **86** 2699
- [11] Kofman A G and Kurizki G 1999 *Acta Phys. Slovaca* **49** 541
Kofman A G and Kurizki G 2000 *Nature* **405** 546
- [12] Lörch N *et al* 2012 *Phys. Rev. A* **85** 053602
- [13] Landau L 1932 *Phys. Z. Sowjet.* **2** 46
Zener C 1932 *Proc. R. Soc. Lond. A* **137** 696
- [14] Stückelberg E C G 1932 *Helv. Phys. Acta* **5** 369
- [15] Majorana E 1932 *Nuovo Cimento* **9** 43
- [16] Jones H and Zener C 1934 *Proc. R. Soc. Lond. A* **144** 101
- [17] Pitaevskii L and Stringari S 2003 *Bose–Einstein Condensation* (Oxford: Clarendon)
- [18] Zenesini A, Lignier H, Tayebirad G, Radogostowicz J, Ciampini D, Mannella R, Wimberger S, Morsch O and Arimondo E 2009 *Phys. Rev. Lett.* **103** 090403
- [19] Tayebirad G, Zenesini A, Ciampini D, Mannella R, Morsch O, Arimondo E, Lörch N and Wimberger S 2010 *Phys. Rev. A* **82** 013633
- [20] Holthaus M 2000 *J. Opt. B: Quantum Semiclass. Opt.* **2** 589